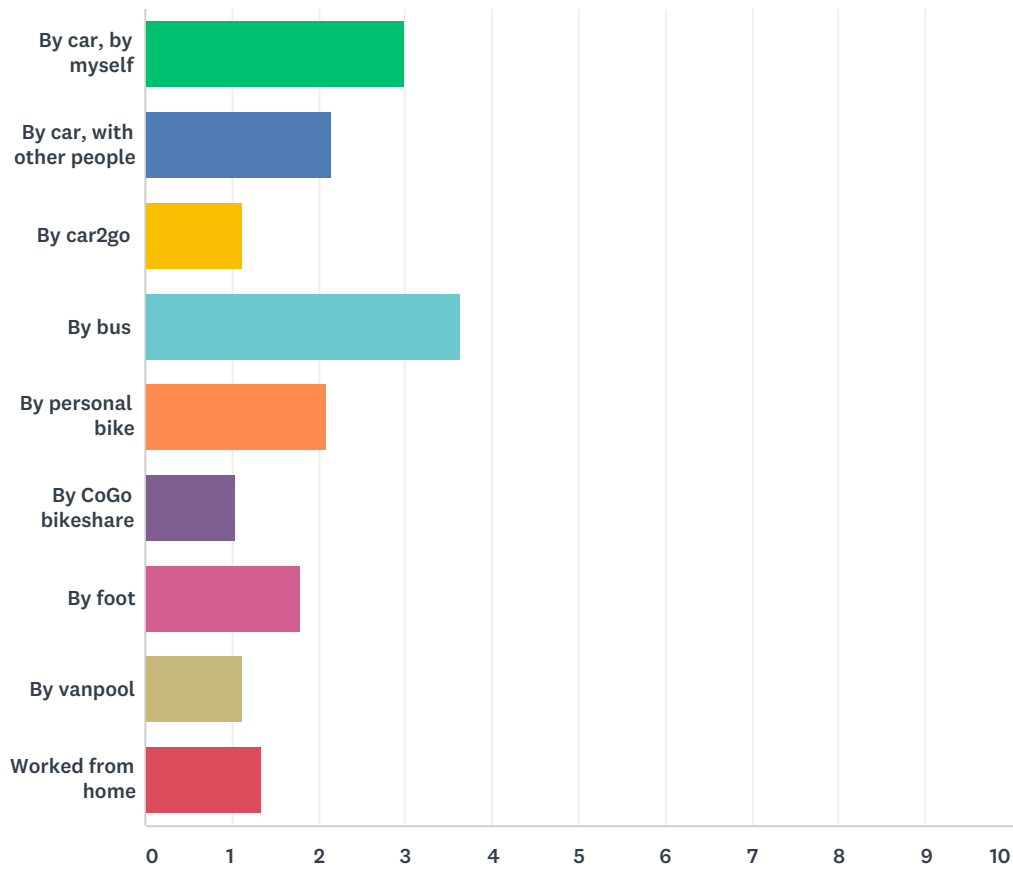


Q2 On average, how often have you used the following ways to travel to/from work between January - May 2017?

Answered: 130 Skipped: 0



	NEVER	OCCASIONALLY, BUT LESS THAN 3 TIMES A MONTH	4-10 TIMES A MONTH	11-15 TIMES A MONTH	16-20 TIMES A MONTH	NEARLY EVERYDAY	TOTAL	WEIGHTED AVERAGE
By car, by myself	23.53% 28	26.05% 31	16.81% 20	10.92% 13	6.72% 8	15.97% 19	119	2.99
By car, with other people	51.96% 53	21.57% 22	9.80% 10	2.94% 3	2.94% 3	10.78% 11	102	2.16
By car2go	91.75% 89	6.19% 6	0.00% 0	2.06% 2	0.00% 0	0.00% 0	97	1.12
By bus	26.05% 31	12.61% 15	10.08% 12	9.24% 11	7.56% 9	34.45% 41	119	3.63
By personal bike	62.96% 68	7.41% 8	10.19% 11	5.56% 6	3.70% 4	10.19% 11	108	2.10
By CoGo bikeshare	98.99% 98	0.00% 0	0.00% 0	0.00% 0	1.01% 1	0.00% 0	99	1.04
By foot	72.55% 74	9.80% 10	3.92% 4	1.96% 2	2.94% 3	8.82% 9	102	1.79

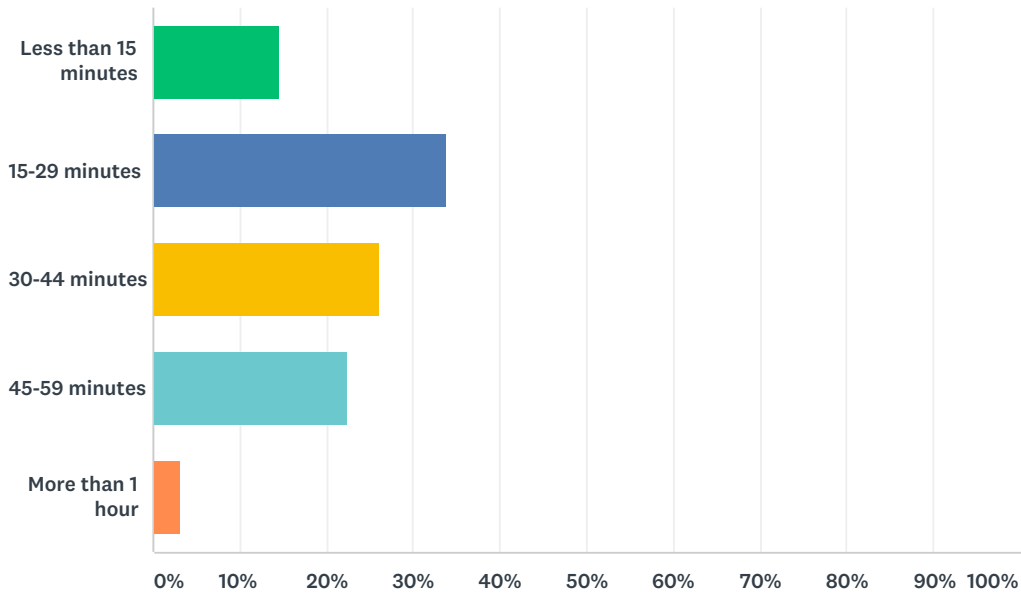
2017 Commuter Challenge: Initial Survey

SurveyMonkey

By vanpool	96.97%	0.00%	0.00%	0.00%	1.01%	2.02%		
	96	0	0	0	1	2	99	1.14
Worked from home	74.51%	17.65%	6.86%	0.98%	0.00%	0.00%		
	76	18	7	1	0	0	102	1.34

Q3 How long is your typical commute from home to work (from "front door" to "office door")? Please answer based on your most frequent commute mode.

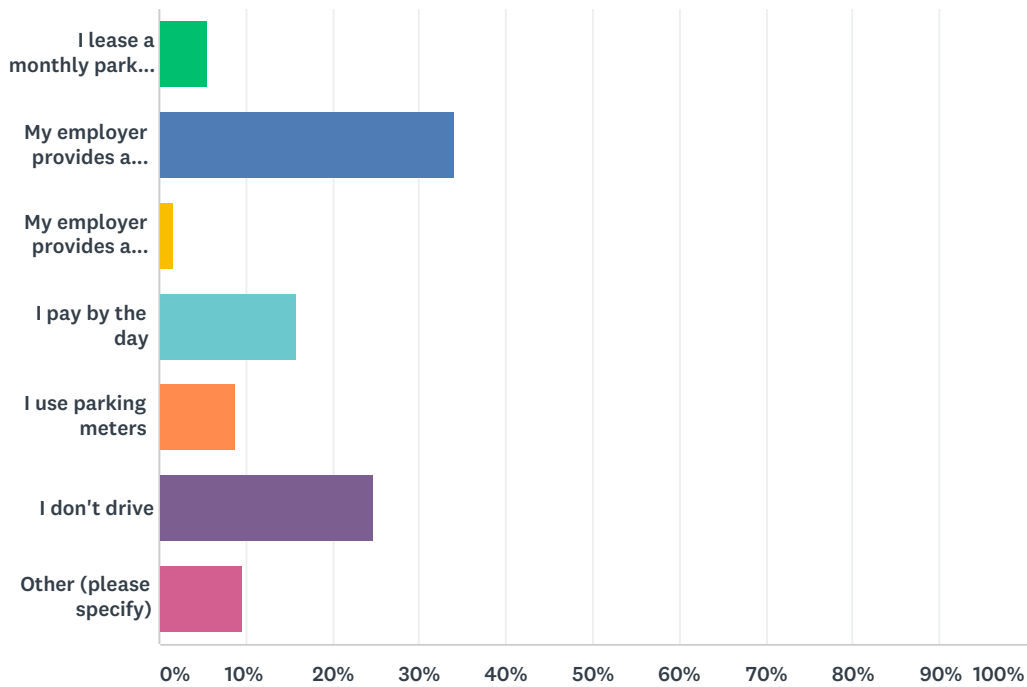
Answered: 130 Skipped: 0



ANSWER CHOICES	RESPONSES	
Less than 15 minutes	14.62%	19
15-29 minutes	33.85%	44
30-44 minutes	26.15%	34
45-59 minutes	22.31%	29
More than 1 hour	3.08%	4
TOTAL		130

Q4 If you drive to work, which of the following best describes your parking situation?

Answered: 126 Skipped: 4



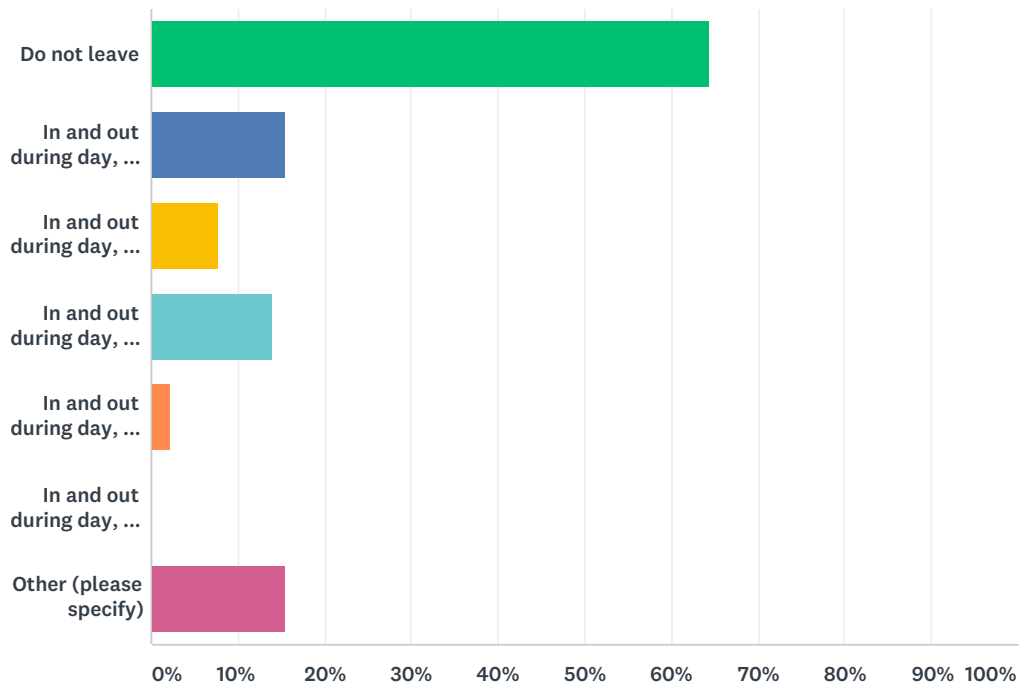
ANSWER CHOICES	RESPONSES
I lease a monthly parking spot	5.56% 7
My employer provides a parking spot for me at no cost	34.13% 43
My employer provides a parking spot for me, but charges a fee	1.59% 2
I pay by the day	15.87% 20
I use parking meters	8.73% 11
I don't drive	24.60% 31
Other (please specify)	9.52% 12
TOTAL	126

#	OTHER (PLEASE SPECIFY)	DATE
1	If I drive to work, I park at a meter	6/14/2017 7:36 PM
2	I take the CBUS	6/13/2017 2:20 PM
3	Free street parking	6/13/2017 11:38 AM
4	Park and take cbus	6/13/2017 11:16 AM
5	I park on a street in a residential neighborhood for free.	6/13/2017 11:15 AM
6	no cost street parking	6/8/2017 8:01 AM
7	I walk about a mile to avoid high parking fees.	6/7/2017 2:26 PM
8	I find a free space and walk in from there.	6/7/2017 11:51 AM

9	On street parking	6/6/2017 4:23 PM
10	I don't drive now that I work downtown, but earlier this year I drove and parked for free in a lot provided by my employer.	6/6/2017 3:07 PM
11	free street parking	6/6/2017 3:04 PM
12	I find free street parking about 1.5 miles away and walk the rest of the way to the office.	5/23/2017 11:54 AM

Q5 What most accurately describes your daytime mobility while at work? (check all that apply)

Answered: 129 Skipped: 1



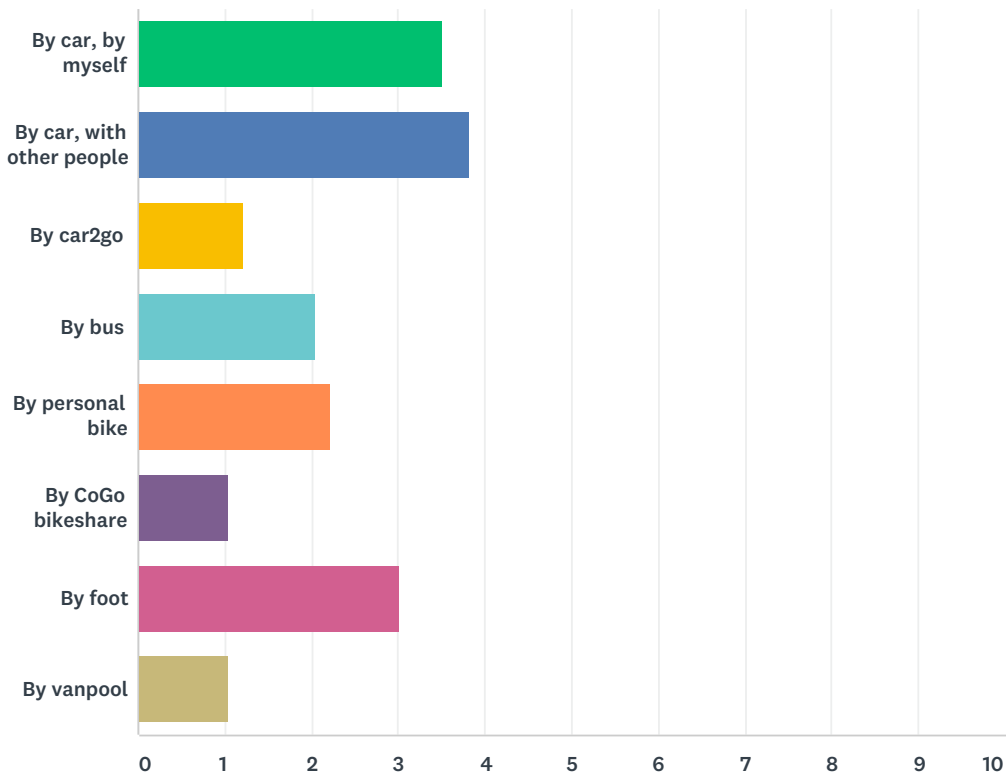
ANSWER CHOICES	RESPONSES
Do not leave	64.34% 83
In and out during day, use public transit options	15.50% 20
In and out during day, use company vehicle	7.75% 10
In and out during day, use personal vehicle	13.95% 18
In and out during day, use car2go	2.33% 3
In and out during day, use CoGo bikeshare	0.00% 0
Other (please specify)	15.50% 20
Total Respondents: 129	

#	OTHER (PLEASE SPECIFY)	DATE
1	out at lunch only, walking	6/13/2017 1:27 PM
2	walk and Cbus within small radius only	6/7/2017 2:26 PM
3	leave twice a month or so and drive my car	6/7/2017 11:51 AM
4	Walk or company shuttle the several blocks to other hospital buildings	6/7/2017 7:15 AM
5	I usually don't leave but when I do it's a mix of occasional company car, bus during the winter for personal trips, and bike during the rest of the year for personal trips (and at least once for a work trip in May).	6/7/2017 6:35 AM
6	If I leave, I walk to places within .5 miles	6/6/2017 9:45 PM

7	Often work at multiple sites throughout the day, traveling between them by bus and personal bicycle. Sometimes leave for lunch with coworkers. Rarely leave to run an errand using personal bicycle or personal vehicle.	6/6/2017 8:36 PM
8	Walk	6/6/2017 6:24 PM
9	Walk	6/6/2017 4:52 PM
10	I'm not sure what this means. I work 9-5:30 most days, or 12-9 on my night, and I don't go anywhere during the day except to take breaks or lunch in the park next to the library. So I technically leave the building, but I don't take transportation, except walking for exercise. Also, the next question #6 is hard to answer because I work alternating Fridays and Saturdays. On the Saturdays I work, it's 9-6. On the weekends I don't work, I drive an hour and a half back home to help my parents. I also work 1 in 5 Sundays, so depending on whether it falls on a weekend I work Saturday or not, and depending on weather, I might drive, but I usually walk.	6/6/2017 4:04 PM
11	In and out, but either walk, sometimes use bike or bus, but usually am traveling with another so carpooling	6/6/2017 3:41 PM
12	Walk	6/6/2017 3:07 PM
13	Walk	6/6/2017 3:06 PM
14	In and out during the day, walk	6/6/2017 3:05 PM
15	Occasionally walk to lunch or to do an errand, otherwise I don't leave	5/31/2017 12:01 PM
16	Foot or transit for non work related trips.	5/31/2017 11:05 AM
17	Bike	5/31/2017 10:55 AM
18	In and out during day, use bike	5/31/2017 10:31 AM
19	walk	5/22/2017 1:13 PM
20	I take walks nearly everyday but rarely ever drive anywhere during the workday.	5/16/2017 2:41 PM

Q6 On average, how often do you use the following travel modes during weekends?

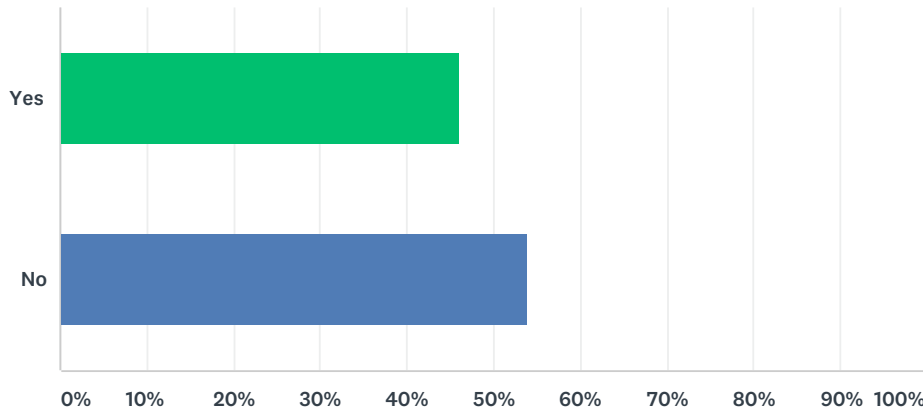
Answered: 130 Skipped: 0



	NEVER	RARELY	OCCASIONALLY	FREQUENTLY	NEARLY EVERY WEEKEND	TOTAL	WEIGHTED AVERAGE
By car, by myself	6.56% 8	13.93% 17	27.87% 34	24.59% 30	27.05% 33	122	3.52
By car, with other people	5.60% 7	3.20% 4	23.20% 29	39.20% 49	28.80% 36	125	3.82
By car2go	83.84% 83	11.11% 11	4.04% 4	1.01% 1	0.00% 0	99	1.22
By bus	42.73% 47	24.55% 27	20.91% 23	9.09% 10	2.73% 3	110	2.05
By personal bike	46.90% 53	13.27% 15	18.58% 21	14.16% 16	7.08% 8	113	2.21
By CoGo bikeshare	95.15% 98	4.85% 5	0.00% 0	0.00% 0	0.00% 0	103	1.05
By foot	18.42% 21	7.02% 8	42.11% 48	19.30% 22	13.16% 15	114	3.02
By vanpool	98.06% 101	0.97% 1	0.00% 0	0.97% 1	0.00% 0	103	1.04

Q7 Would you like to participate in the Team competition this year?

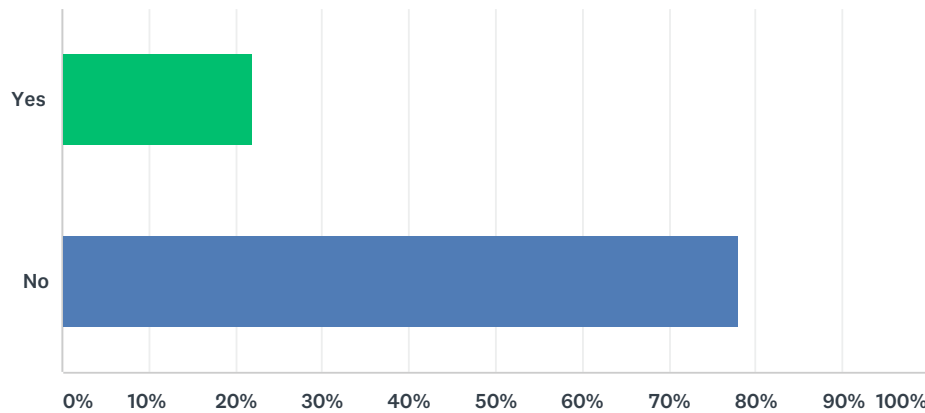
Answered: 128 Skipped: 2



ANSWER CHOICES	RESPONSES	
Yes	46.09%	59
No	53.91%	69
TOTAL		128

Q8 Would you be interested in helping to generate a buzz about the Commuter Challenge by becoming a Workplace Ambassador?

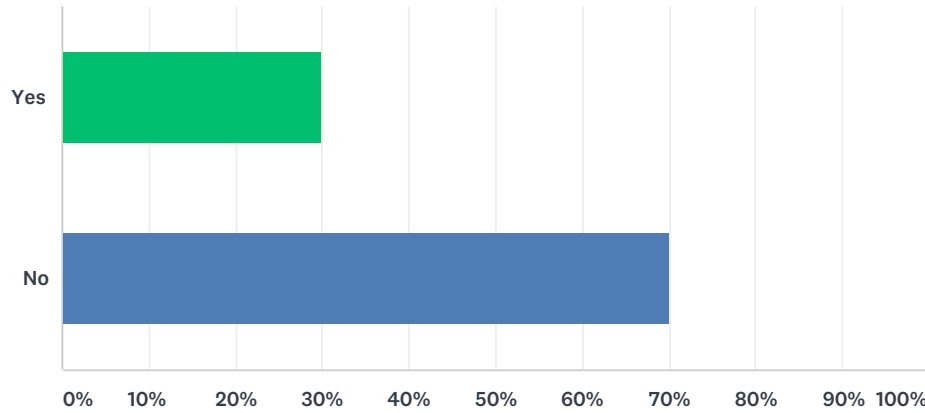
Answered: 127 Skipped: 3



ANSWER CHOICES	RESPONSES	
Yes	22.05%	28
No	77.95%	99
TOTAL		127

Q9 Motor vehicle emissions contribute to poor air quality in Central Ohio. By taking alternative modes of transportation, you are helping to improve the air quality in our region. MORPC regularly monitors the region's air quality, and will issue an Air Quality Alert when air quality is considered to be unhealthy for sensitive groups of people. Would you like to opt-in to receiving Air Quality alerts from MORPC?

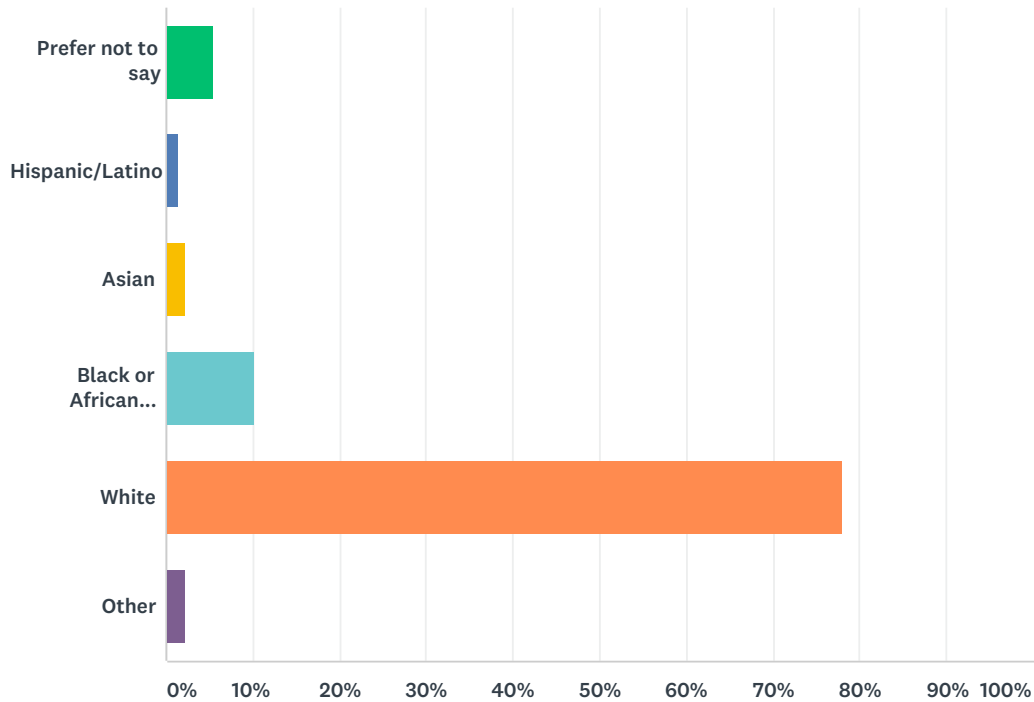
Answered: 130 Skipped: 0



ANSWER CHOICES	RESPONSES	
Yes	30.00%	39
No	70.00%	91
TOTAL		130

Q10 To help MORPC better promote their public services to the diverse populations of Central Ohio, please consider sharing your race/ethnicity information with us. (optional)

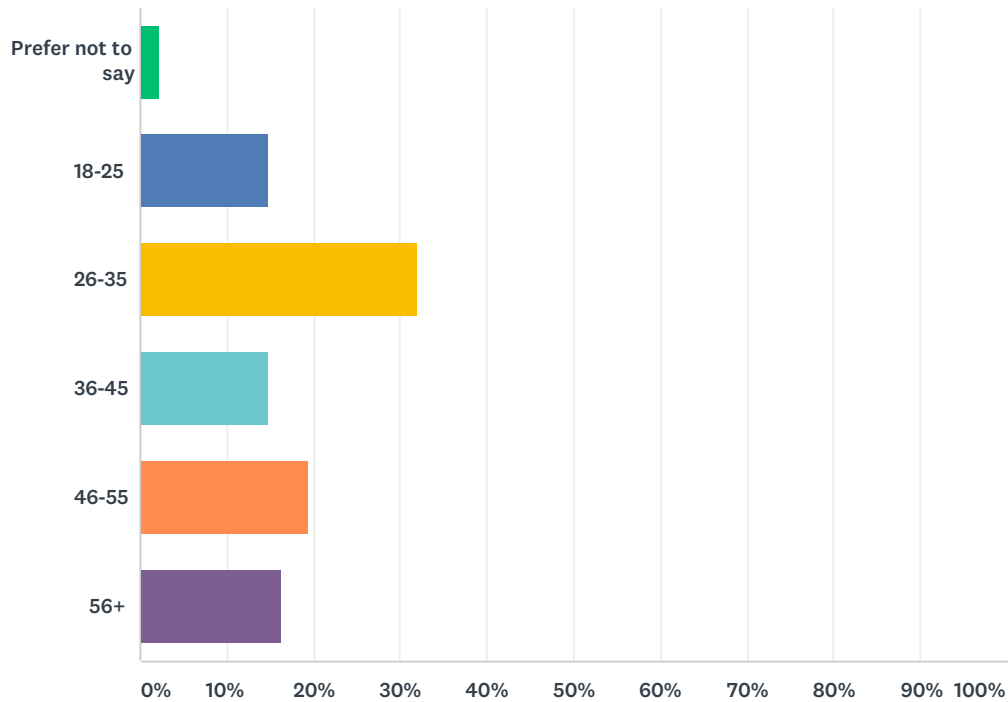
Answered: 128 Skipped: 2



ANSWER CHOICES	RESPONSES	
Prefer not to say	5.47%	7
Hispanic/Latino	1.56%	2
Asian	2.34%	3
Black or African American	10.16%	13
White	78.13%	100
Other	2.34%	3
TOTAL		128

Q11 To help MORPC better promote their public services to the diverse populations of Central Ohio, please consider sharing your age range with us. (optional)

Answered: 128 Skipped: 2



ANSWER CHOICES	RESPONSES	
Prefer not to say	2.34%	3
18-25	14.84%	19
26-35	32.03%	41
36-45	14.84%	19
46-55	19.53%	25
56+	16.41%	21
TOTAL		128